



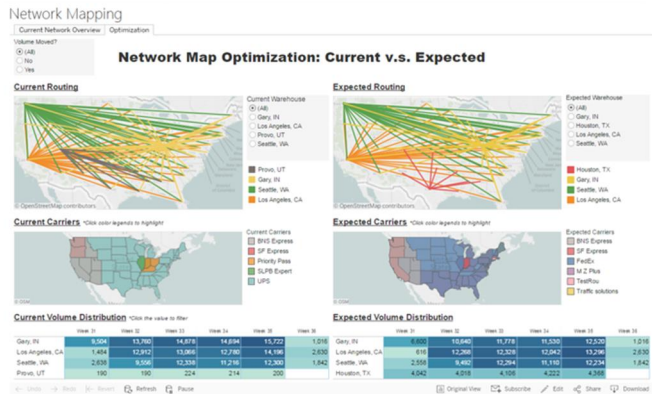
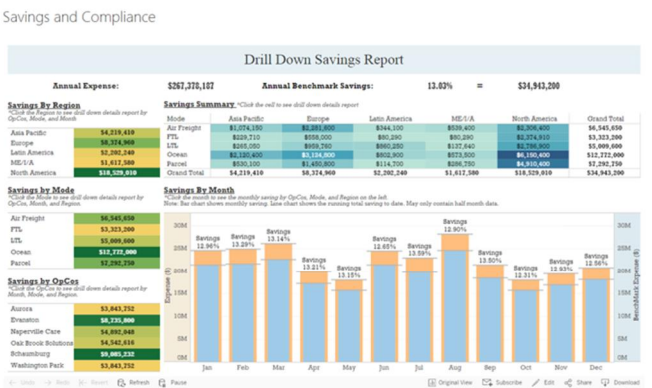
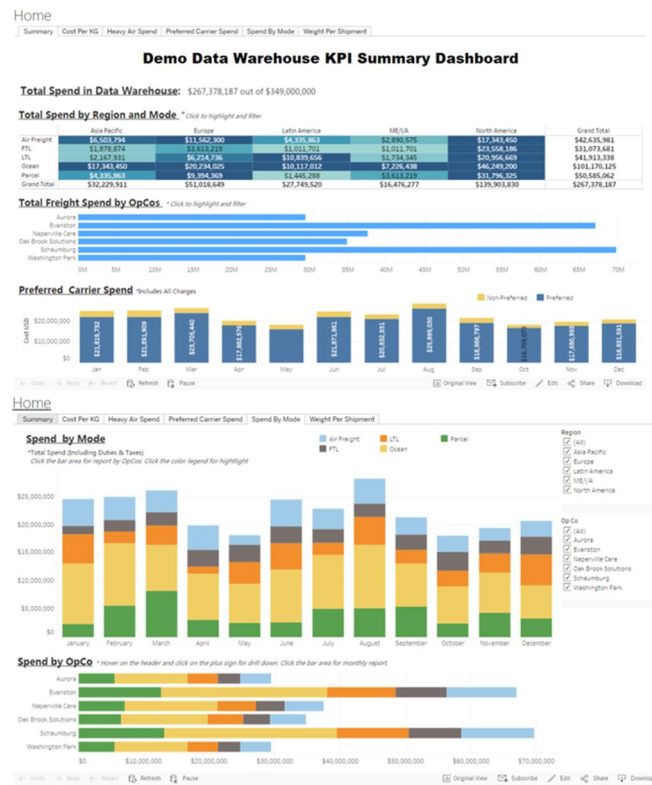
March
2017
Newsletter

BridgeNet Solutions - New 2017 Xonar Dashboard

BridgeNet Solutions - Xonar

We have recently rolled out a new version of Xonar, our data warehousing and benchmarking tool!

In short, Xonar takes in data feeds from any carrier and mode of transportation, Air, Ocean, LTL, FTL, Rail and Parcel, on a global basis, normalizes and warehouses it. The client facing end of Xonar is a customized website that provides access to all of the detail in various different ways outlined in the brochure below.



For More on the new Xonar Dashboard, please click [here](#)

Please contact us today to schedule a demo!

Please feel free to reply to this e-mail with any questions or comments about BridgeNet Solutions.

Join Our Mailing List!

2017 Xonar Dashboard

Xonar Enables You To:

- Control and reduce costs through data analytics, market intelligence, and cutting-edge technology
- View your entire logistics network 24 hours a day from anywhere in the world via the Web
- Gain a complete understanding of your total supply chain expense
- Monitor every shipment in your supply chain, regardless of mode or location
- Benchmark entire modes and individual lanes
- Make optimal network configurations based on best practices
- Create custom supply chain solutions
- Monitor routing guide compliance
- View market capacity and trends

Benchmarking:

- Market rates
- Capacity

Tending:

- Forecast
- Customized trending
- Spend by mode/region
- Year over year spend

Metrics:

- Customized KPIs
- Cost per pound
- Cost per piece
- Compliance
- Freight as a % of savings
- Outbound freight recovery
- Inbound vendor enablement

Links

BridgeNetSolutions.com

[Follow BridgeNet On LinkedIn](#)

[BridgeNet Solutions' Newsletter Archive](#)

[AAA Fuel Report](#)